

1000 & 1001 Series LED Wide Area Work Fixtures

Optional Emergency Battery Backup

Jobsite Lighting



ERICSON
SAFETY IS OUR STANDARD



Standard Features:

- cULus listed (1000 Series, Non Battery Backup)
- Outdoor and wet location rated
- 100-277V Driver
- 50,000-hour LED COB life
- 5000K color temperature
- Up to 6450 lumens
- Efficient light distribution, Impact resistance prismatic lens
- 90 Minute Emergency Battery Back-up Option
- Feed-through option for lighting large areas
- 15-Amp Weatherproof Receptacle options on 1001
- Durable and rugged construction
- Integral, powerful mounting magnet
- Built-in replaceable handle (1000 Series)
- Made in the USA

Market Applications:

- Construction
- Emergency Lighting
- Ship Building and Repair
- Petrochemical
- Food and Beverage
- Tent Lighting
- Aerospace
- Utility Maintenance
- Defense and Safety
- Power Generation

Product Options:

- Weatherproof on/off switch
- Power feed-through
- Weatherproof 15-Amp Receptacle (1000 Series Only)

Unique Features:



Outdoor and wet rated, with Prismatic lens.



Rugged carrying handle and switch.



Available watertight 15A receptacle



Integral, powerful mounting magnets



1000 Selection Guide:

Part Number	Product Description	Lumens	Cable Length	Cable Type	Switch	Feedthrough
Industrial Grade LED Canopy Fixture, Wet Location Rated, 100-277V**						
1000LED-6	Industrial Grade LED Canopy Fixture, Wet Location Rated, single magnet mounting	6450	6'	16/3 SOW	-	-
1000LED-6S	Industrial Grade LED Canopy Fixture, Wet Location Rated, single magnet mounting	6450	6'	16/3 SOW	Yes	-
1000LED-6F	Industrial Grade LED Canopy Fixture, Wet Location Rated, single magnet mounting	6450	6'	14/3 SOW	-	Yes
1000LED-6FS	Industrial Grade LED Canopy Fixture, Wet Location Rated, single magnet mounting	6450	6'	14/3 SOW	Yes	Yes
1000LED-25	Industrial Grade LED Canopy Fixture, Wet Location Rated, single magnet mounting	6450	25'	16/3 SOW	-	-
1000LED-25S	Industrial Grade LED Canopy Fixture, Wet Location Rated, single magnet mounting	6450	25'	16/3 SOW	Yes	-
1000LED-25F	Industrial Grade LED Canopy Fixture, Wet Location Rated, single magnet mounting	6450	25'	14/3 SOW	-	Yes
1000LED-25FS	Industrial Grade LED Canopy Fixture, Wet Location Rated, single magnet mounting	6450	25'	14/3 SOW	Yes	Yes
Industrial Grade LED Canopy Fixture, Wet Location Rated, 120-277V, 90-Minute Emergency Battery Backup*						
1000LED-6S-EM	Industrial Grade LED Canopy Fixture, Wet Location Rated, single magnet mounting, with 90-minute emergency battery backup*	6450*	6'	16/3 SOW	Yes	-
1000LED-6FS-EM	Industrial Grade LED Canopy Fixture, Wet Location Rated, single magnet mounting, with 90-minute emergency battery backup*	6450*	6'	14/3 SOW	Yes	Yes
1000LED-25S-EM	Industrial Grade LED Canopy Fixture, Wet Location Rated, single magnet mounting, with 90-minute emergency battery backup*	6450*	25'	16/3 SOW	Yes	-
1000LED-25FS-EM	Industrial Grade LED Canopy Fixture, Wet Location Rated, single magnet mounting, with 90-minute emergency battery backup*	6450*	25'	14/3 SOW	Yes	Yes

*In battery back-up mode the lumens are reduced to approximately 1/3 the rated light output

** cULus approved

1001 Selection Guide:

Part Number	Product Description	Lumens	Cable Length	Cable Type	Switch	Watertight 5-15 Receptacle
Industrial Grade LED Canopy Fixture, Wet Location Rated, 100-277V						
1001LED-6	Industrial Grade LED Canopy Fixture, Wet Location Rated, with Dual Magnet Mounting	3400	6'	16/3 SOW	-	-
1001LED-6S	Industrial Grade LED Canopy Fixture, Wet Location Rated, with Dual Magnet Mounting	3400	6'	16/3 SOW	Yes	-
1001LED-6R	Industrial Grade LED Canopy Fixture, Wet Location Rated, with Dual Magnet Mounting	3400	6'	14/3 SOW	-	Yes
1001LED-6RS	Industrial Grade LED Canopy Fixture, Wet Location Rated, with Dual Magnet Mounting	3400	6'	14/3 SOW	Yes	Yes
1001LED-25	Industrial Grade LED Canopy Fixture, Wet Location Rated, with Dual Magnet Mounting	3400	25'	16/3 SOW	-	-
1001LED-25S	Industrial Grade LED Canopy Fixture, Wet Location Rated, with Dual Magnet Mounting	3400	25'	16/3 SOW	Yes	-
1001LED-25R	Industrial Grade LED Canopy Fixture, Wet Location Rated, with Dual Magnet Mounting	3400	25'	14/3 SOW	-	Yes
1001LED-25RS	Industrial Grade LED Canopy Fixture, Wet Location Rated, with Dual Magnet Mounting	3400	25'	14/3 SOW	Yes	Yes
Industrial Grade LED Canopy Fixture, Wet Location Rated, 120-277V, 90-Minute Emergency Battery Backup*						
1001LED-6S-EM	Industrial Grade LED Canopy Fixture, Wet Location Rated, with Dual Magnet Mounting with 90-minute battery backup*	3400	6'	16/3 SOW	Yes	-
1001LED-6RS-EM	Industrial Grade LED Canopy Fixture, Wet Location Rated, with Dual Magnet Mounting with 90-minute battery backup*	3400	6'	14/3 SOW	Yes	Yes
1001LED-25S-EM	Industrial Grade LED Canopy Fixture, Wet Location Rated, with Dual Magnet Mounting with 90-minute battery backup*	3400	25'	16/3 SOW	Yes	-
1001LED-25RS-EM	Industrial Grade LED Canopy Fixture, Wet Location Rated, with Dual Magnet Mounting with 90-minute battery backup*	3400	25'	14/3 SOW	Yes	Yes

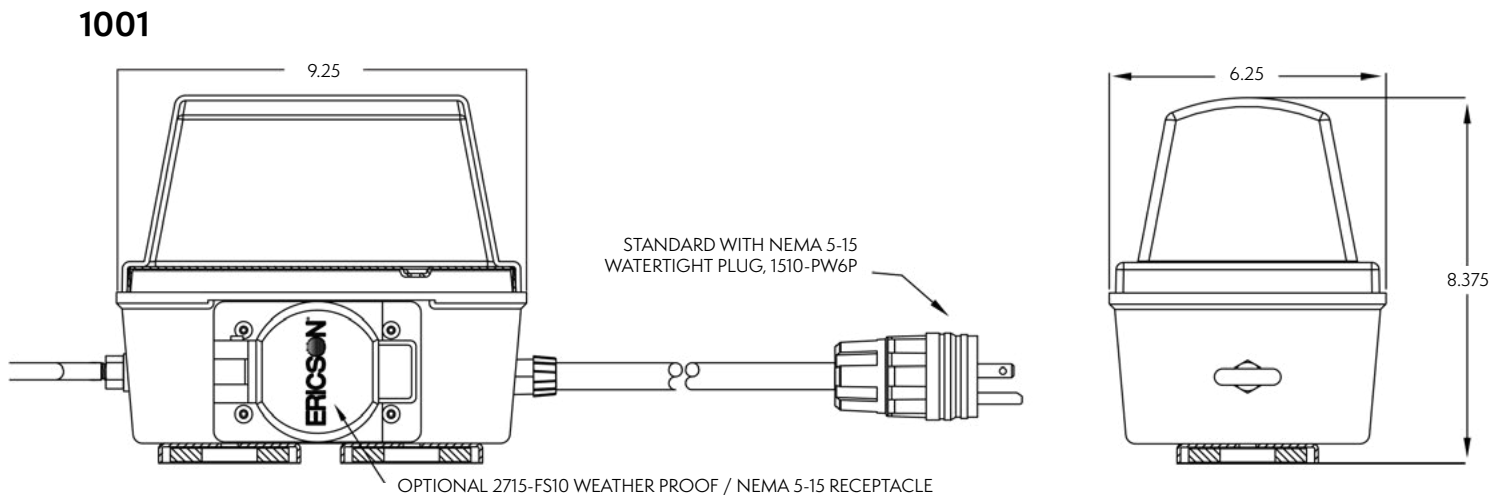
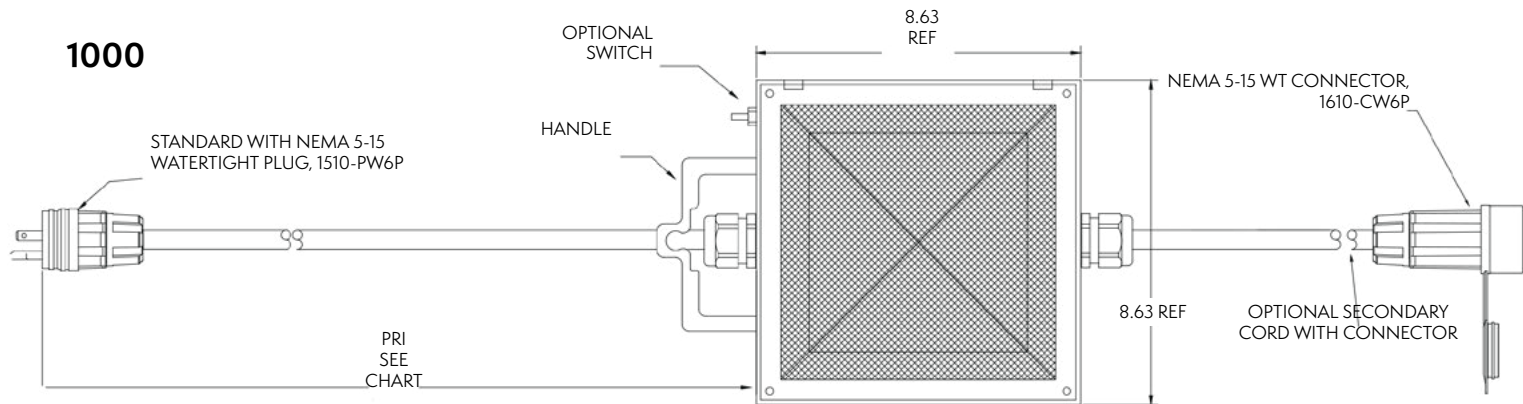
*In battery back-up mode the lumens are reduced to approximately 1/3 the rated light output

Product Specifications:

Spec	1000	1001	1000-EM	1001-EM
Electrical Ratings	100-277V Driver	100-277V Driver	100-277V Driver	100-277V Driver
Wattage	50W	25W	40W	25W
Amperage Draw	0.4 A*	0.21 A*	0.32 A*	0.21 A*
Primary Cord Length*	6'- 25'	6'- 25'	6'- 25'	6'- 25'
Wet Location Rating	Yes	Yes	Yes	Yes
Cable Gauge/Type	16/3 SOW	14/3 SOW / 16/3 SOW	16/3 SOW	14/3 SOW / 16/3 SOW
Light Type	LED	LED	LED	LED
Lumens	6450 Lumens	3400 Lumens	5160 Lumens	3400 Lumens
CRI (Color Retention Index)	80	80	80	80
Color Temperature (Kelvins)	5,000K	5,000K	5,000K	5,000K
Average Rated Bulb Life (Hours)	50,000	50,000	50,000	50,000
Low Temp Start	-30° C	-30° C	-30° C	-30° C
Fixture Weight (Excluding Cable)	8.6 Pounds	5 Pounds	8.6 Pounds	5 Pounds


* Feed-Thru and 1001 units with a receptacle have a 12A, 1500W rating.
Note: Custom cable lengths are available. Consult factory.

Product Dimensions:



1000/1001 Replacement Parts:

Part Number	Description	Image Reference
1000-MAG	Replacement magnet for 1000 series.	A
1001-MAG	Replacement magnet for 1001 series. (2 required.)	B
1000-LENS	Replacement lens and gasket for 1000 series.	C
1001-LENS	Replacement lens and gasket for 1001 series.	D
1000-HAN	Replacement handle for 1000 series.	E
LAMP-SW	1000,1001 Replacement switch and weatherproof boot	F



[Learn More](#)



Related Products:

Click on an image or scan the QR code for more product information.



70N
Vapor-Gard Series



1140
24,000 Lu, 4' Linear Highbay with Optional Battery Back-up



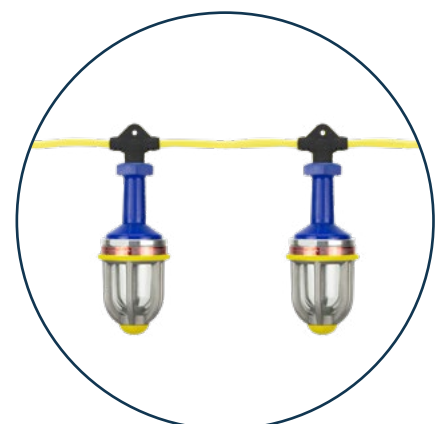
1239
12,000 Lu, 2' Linear Highbay with Optional Battery Back-up



SL HAZ Series



2600 Series
Hazardous Location Handlamp



2600 Series Stringlight
Class I, Div I
Hazardous Location Stringlight



Ericson Manufacturing Company
4323 Hamann Parkway
Willoughby, OH 44094, USA



1-800-ERICSON
info@ericson.com
L1000872C

ericson.com